/Group 1 Ordering Code Rules

B	K	P	1	Q0	D	0.8	G0	X	LJ1	/omit	/omit
Boden	Material	Function	Group	Front cover	Rotation	Displacement	Shaft	Ports	Special structure	Options	Other

K	Front and end cover material aluminum

P	Pump

1	Group 1
1E	Group 1 helical tooth

D	Clockwise
S	Counter clockwise

0.8
1.1
1.3
1.6
1.8
2.1
2.7
3.2
3.7
4.2
4.8
5.8
7.0
8.0

special designing

Options	
	Omit–Range between −10℃ and +80℃,inlet pressure up to max. 3 bar absolute.
V	Version suitable for fluid at hi–temperatures, range between −10℃ and +120℃.
H	Version suitable for fluid at low–temperatures, range between −40℃ and +80℃.
N	Version suitable for inlet pressure up to max. 3 and 10 bar absolute.
For other special options, please contact our engineers.	

Front cover

Q0	Square front cover with oil port (centering ϕ32mm)
Q1	Square front cover without oil port (centering ϕ32mm)
B0	Square front cover without oil port (centering ϕ25.4mm)

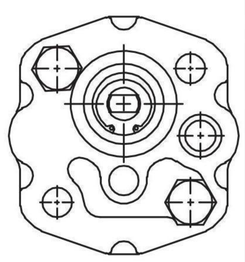

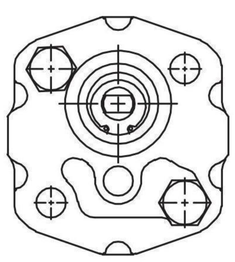



Shaft

T0	Taper shaft 1:8
G0	Tang shaft
G1	Tang shaft

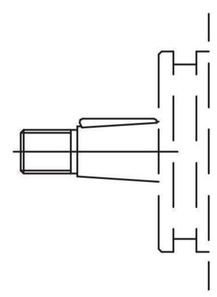

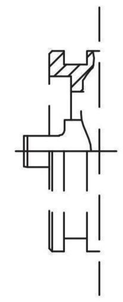

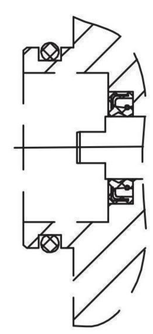

Ports

E_	Rectangular flange
F_	Rectangular flange
Z_	Metric thread
L_	Gas thread
U_	UNF thread
R_	PT thread
N_	NPT thread
X	Body without ports

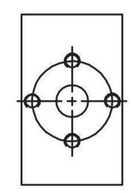

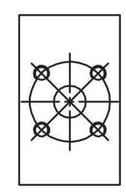

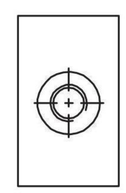

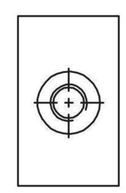

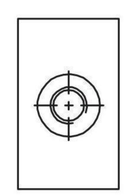

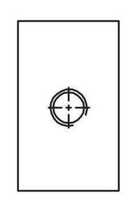

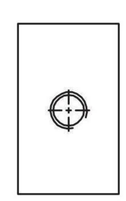



Special structure
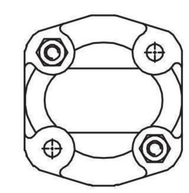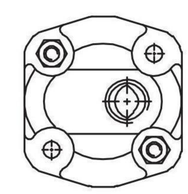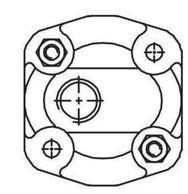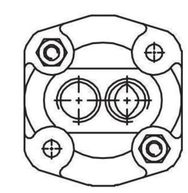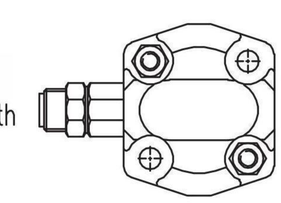
	omit–regular
_J_	Back cover with inlet
_C_	Back cover with outlet
L_	Back cover with inlet and outlet
YF1	Back cover with relief valve